








Pearl Class Fire! Fire! Homework- Please complete one **OPTIONAL** homework task each week from the grid below and return tasks to school each week on Thursday.

	<u>Knowing</u>	<u>Understanding</u>	<u>Applying</u>	<u>Analysing</u>	<u>Creating</u>	<u>Evaluating</u>
Verbal and Written I enjoy reading, writing, speaking and listening	Tell your family the story of The Great Fire of London. Include as much detail as possible.	Write a diary entry about an exciting day you have spent with your family recently. 	Imagine you lived in 1666 and were an eyewitness of the Great Fire of London. Write a news report 	Follow a recipe at home with an adult. Take photos and explain to the class what you did at each step telling them what you saw and what you did.	Poem Write and illustrate a poem inspired by 'The Great Fire on London'. 	Imagine you can travel back to 1666. You can pack 5 items in your suitcase. What would you take and why? Draw the items and write a few sentences for each item to explain why you would want to take it.
Mathematical I enjoy working with numbers and sequences	When did the fire start? How long did it last? What happened on Sunday, Monday, Tuesday etc. www.fireoflondon	Research the great fire using the internet or books. Write four facts about London in 1666.	Place the events of the Great Fire of London in order creating a simple timeline. 	Analyse (test) at least four different materials to find out which would keep you the driest on a wet day.	Create a recipe where one of the ingredients has to change 'state' e.g. from a liquid to a solid or a solid to a liquid, such as fruit into a smoothie or juice into an ice-lolly. Write down the ingredients you use and the measurements.	Find four different types of paper and think of a fair way to test how much water each can absorb (soak up). 
Visual I enjoy painting, drawing and visualising	Draw or paint a picture showing a scene from the Great Fire of London.	Find examples of artwork created about the Great Fire of London and tell us why you like it!	Create or reproduce a picture depicting a scene from London during the great fire. You could draw, paint, collage, use chalks or use a computer paint package to create your picture.	Use the internet or the library to find out about the different materials artists use to create sculptures. Can you say why they used that material?	Create a sculpture with the title 'Fire' and explain why you choose the materials you used to make it. 	<u>New London</u> Make a model or drawing to show how you would have redesigned the city following the Great Fire.
Kinaesthetic I enjoy doing hands on activities, sports and dance Musical I enjoy making & listening to music	Use construction toys to build a house from Pudding Lane! Sing 'London's Burning' to the class.	Go for a walk and list all the natural and man-made materials you see in your environment. Do these materials make interesting sounds?	Use objects around your house to make sound effects to add to the story of The Great Fire of London. 	<u>Buildings</u> Make a model of a church or house in London in 1666. You can use the internet to research how houses looked then.	Create a map of London in 1666 showing the location of the River Thames, Pudding Lane bakery and where the fire spread. This could be drawn or collaged. Find a piece of music and make up a fiery dance to it.	Test how effective your smoke alarms are by seeing how clearly you can hear them from different places in your house. Write a short report showing what you found out

Pearl Class Fire! Fire! Homework- Please complete one *OPTIONAL* homework task each week from the grid below and return tasks to school each week on Thursday.