








# Inventors and Inventions



## Timeline

1838	1839	1840	1844	1845	1849
The first <b>photograph</b> taken, by Louis Daguerre in France and William Henry Fox-Talbot in Britain. 	The first <b>paddle steamships</b> by Isambard Kingdom Brunel. 	The first postage stamps (Penny Post) came into use. 	The first <b>Morse Code</b> message is sent. Invented by an American called Samuel Morse in 1837.	<b>Rubber tyres</b> invented. Robert Thomson discovered that rubber tyres filled with air gave a more comfortable ride. 	Englishman George Cayley built the <b>first glider</b> to fly by a pilot. 

## Key Vocabulary

plan	A detailed proposal for doing or achieving something.
design	A plan or drawing for something to be made or built.
patent	A licence giving the inventor the right to stop others from selling, making or using their invention.
scientist	Someone who gathers and uses evidence to make and test ideas.
prototype	An early model used to test an idea or process.
breakthrough	A sudden, important discovery.
discovery	Something that has been found out for the first time

## Sticky Knowledge

### What is an inventor?

- A person who invents a process or device.

### What is an invention?

- A process or device that has been invented to solve a problem.

### Who was Leonardo Da Vinci?

- Leonardo da Vinci 1452-1519
- He was an Italian artist, scientist and engineer.
- He painted the Mona Lisa.
- He drew pictures and designs of hang gliders, helicopters, war machines and musical instruments.



### What makes a great inventor?

- They must look for solutions to problems.
- They need to be determined and never give up.
- They need to have skills to help them.

## History Skills

By the end of this unit the children will:

### Chronology:

Place events in chronological order on a timeline.

Use dates where appropriate

### Communicate historically

Use words and phrases such as: long ago, recently, when my parents/carers were children, years, decades and centuries to describe the passing of time  
Use questions to deepen their understanding about the events of the past.

### Build an overview of the past:

#### Enquiry

Compare their life to significant people of the past.

### Build an overview of the past:

#### Enquiry

Recount events from the past  
Find similarities and differences between the events of the past

